



# 10<sup>th</sup> COST TU1402 Workshop on Case Studies

## Objective

The objective of the 10<sup>th</sup> Workshop is to progress with the work on the case studies and to produce first results, which will be published in a workshop report. The work on the case studies will be supported by TU1402 participants from Working Group 1, 2 and 3.

## Organisation

The 10<sup>th</sup> Workshop focusses on supervised and joint work on the case studies on November 9<sup>th</sup> 2017. The following day (November 10<sup>th</sup>) is used for the plenum presentations of the case study results, discussion and further planning. WG1, WG2, WG3, WG5 and WG6 and TU1402 Activities are encouraged to use the Day 4 for Mini Workshops or coordination when not actively involved in case studies.

## Deliverables

The deliverables include:

- (1) Workshop Report containing the case study results,
- (2) Mini workshop reports (in a report format containing several factsheets).

## Dates and Venue

09.11.2017 and 10.11.2017, Villa La Collina – Cadenabbia near Lake Como, Italy (see Sections “How to get to Villa La Collina” and “Accommodation”).



[www.kas.de/villalacollina](http://www.kas.de/villalacollina)



## Local Organisers

Prof. Sebastian Thöns ([sebt@byg.dtu.dk](mailto:sebt@byg.dtu.dk)) and Prof. Maria Pina Limongelli ([mariagiuseppina.limongelli@polimi.it](mailto:mariagiuseppina.limongelli@polimi.it))



## Agenda

### Day 1: 09.11.17

08:30 – 08:45	<b>10<sup>th</sup> Workshop Opening and Organisation</b>
08:45 – 09:15	<b>Helder Sousa: Industry Innovation Days – a roadmap</b>
09:15 – 09:30	<b>Maria Giovanna Masciotta: TU1402 Dissemination: Smart tips for the perfect social media post</b>
Coffee Break	
10:00 – 12:00	<b>Joint Case Studies Work and Mini Workshops</b> <ul style="list-style-type: none"> <li>▪ Case study teams (TU1402 and Training School participants) work together with lecturers and trainers from WG 1, 2 and 3 in parallel sessions.</li> <li>▪ Mini Workshops: WG1, WG2, WG3, WG5 and WG6 and TU1402 Activities <ul style="list-style-type: none"> <li>▪ Innovation Committee and WG4: coordination and organisation of IABSE Special Session</li> <li>▪ WG3 coordination on benchmark and collection of tools</li> </ul> </li> </ul>
Lunch Break	
13:00 – 16:00	<b>Joint Case Studies Work and Mini Workshops cont.</b> <ul style="list-style-type: none"> <li>▪ Case study teams (TU1402 and Training School participants) work together with lecturers and trainers from WG 1, 2 and 3 in parallel sessions.</li> <li>▪ Mini Workshops: WG1, WG2, WG3, WG5 and WG6 and TU1402 Activities <ul style="list-style-type: none"> <li>▪ Innovation Committee and WG4: coordination and organisation of IABSE Special Session</li> <li>▪ WG3 coordination on benchmark and collection of tools</li> </ul> </li> </ul>
Coffee Break	
16:00 – 18:00	<b>Steering Committee Meeting</b>
20:00	<b>10<sup>th</sup> Workshop Networking Dinner, Hotel Ristorante La Darsena (see last page)</b>



**Day 2: 10.11.17**

08:30 – 10:00	<b>Presentations of case study results and dissemination plans</b>	
	<b>Speakers</b>	<b>Case Study Topic</b>
	Iris Hindersmann	Digital Test Area Autobahn
	Luís Oliveira Santos	Concrete Bridge
	Miroslav Sykora	Optimising in-situ testing for historic masonry structures
	Mariusz Maslak / Michal Pazdanowski	Structural health monitoring for Gliwice podium sports hall
	Frank Schoefs / Yann Lecieux	Instrumentation and monitoring equipment of a harbor concrete structure for optimized maintenance and design
Coffee Break		
11:00 – 12:30	<b>Presentations of case study results and dissemination plans cont.</b>	
	<b>Speakers</b>	<b>Case Study Topic</b>
	Wim Courage	Concrete Bridge
	Ander Zornoza	Solar Molten Salt Concrete thermocline tank Monitoring: Introduction and preliminary framework for Vol analysis implementation
	Helder Sousa	Concrete Bridge
	Dimitris Diamantidis	Optimizing monitoring: application to assessment of roof snow load risks
Lunch Break		
13:30 – 15:00	<b>Presentations of case study results and dissemination plans cont.</b>	
	<b>Speakers</b>	<b>Case Study Topic</b>
	Jónas Thór Snæbjörnsson	Soil - Structure interaction (earthquakes)
	Daniel Honfi	Steel Bridge
	Dominik Skokandic	Case Study Bridge proposed for further Vol analysis
Coffee Break		
15:30 – 16:00	<b>Discussion and Workshop Conclusion</b>	



## How to get to Villa La Collina (Cadenabbia)

### Public transports

There are three airports in Milan: **Malpensa, Linate, Orio al Serio**. A further option could be Lugano airport in Switzerland.

From **MALPENSA AIRPORT** (approximately 2h30)

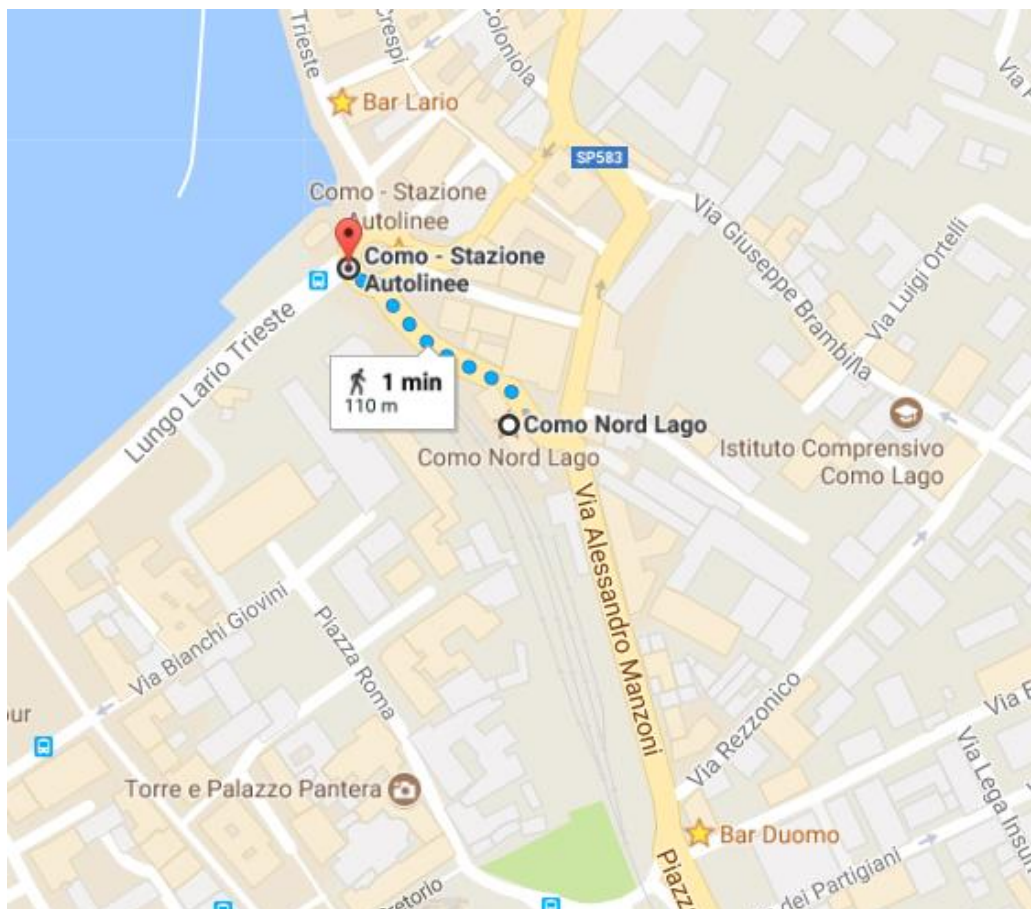
You can take the train “Malpensa Express” in direction of Milan (both directions Milano Cadorna and Milano Centrale are ok and both trains stop at Terminal 1 and 2) and change in **Saronno** for the regional train toward **Como Nord Lago**.

The full ticket from Malpensa to Como Lago Nord costs €21,80. Timetable and purchase of the tickets available at the airport or on line at <http://www.trenitalia.com/>.

**From Como Stazione autolinee** (100m from **Como Nord Lago** train station, see Map 1) to **Cadenabbia** take the bus ASF Autolinee, line **C10** direction Menaggio-Colico (it takes about 50 minutes).

Check <http://www.sptlinea.it/content/en/home> for the timetable.

The ticket can be purchased at Bar Lario (closed on Monday) in Lungo Lario Trieste or at Bar Duomo (closed on Sunday) in Piazza del Popolo 2 (see Map 1).



Map 1

For the way back in Cadenabbia the ticket can be purchased at the shop ‘Supermarket’ in via Roma 6.



The bus stop in Cadenabbia is “Cadenabbia -Majolica”  
Follow the Map 2 to reach Villa La Collina from the bus stop



Map 2



From **LINATE AIRPORT** (approximately 3h)

You can get any shuttle to **Milano Central Station** (tickets (5€) can be purchased on board) and then a train to **Como San Giovanni**. The ticket from Milano Central Station to Como San Giovanni costs 14€ (pay attention to take the fast train). Timetable and purchase of the tickets available at the station or on line at <http://www.trenitalia.com/>.

From **Como San Giovanni** to **Cadenabbia** there is a bus (but stop just in front of the station ASF Autolinee, line **C10** direction Menaggio-Colico (it takes about 50minutes).

Check <http://www.sptlinea.it/> for the timetable.

The ticket can be purchased at the newspaper kiosk (edicola) in Piazzale San Gottardo (see Map 3)

For the way back in Cadenabbia the ticket can be purchased at the Supermarket in via Roma 6.

Follow Map 2 to reach Villa La Collina from the bus stop.



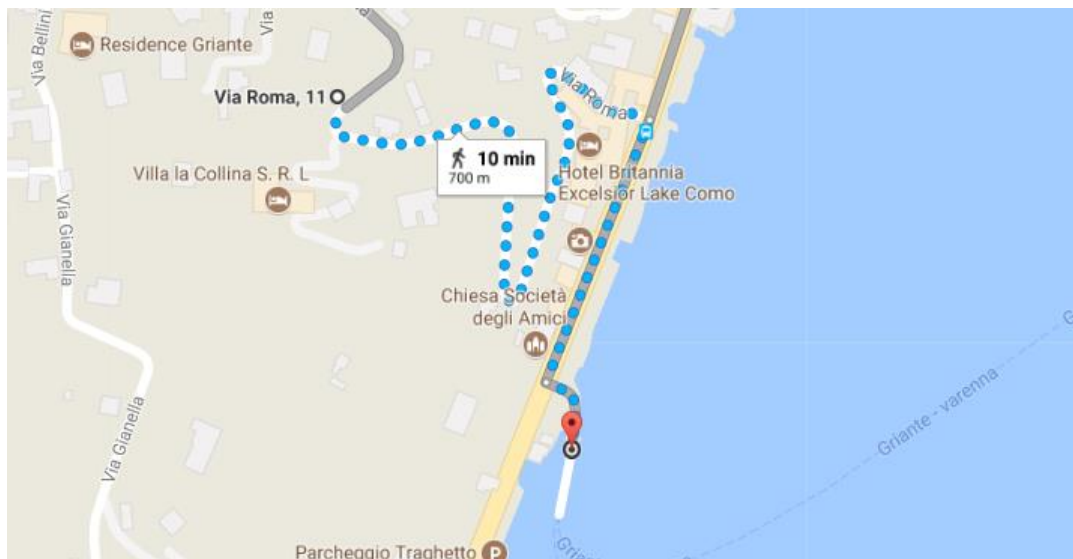
Map 3



From **ORIO AL SERIO AIRPORT** (approximately 3h30)

You have 2 options:

- 1) you can take a shuttle to **Milano Central Station** (<http://www.autostradale.it/> 5€, or <http://www.orioshuttle.com/>, 4€) and then follow the instructions reported for arrival to Linate Airport. The ticket can be purchased at the airport or on the websites.
- 2) You can go take the ATB Bus 1 to **Bergamo Station** (<https://www.atb.bergamo.it/it/viaggia-con-noi/turismo-a-bergamo/airport-bus>) and then a train to **Varenna** ( here the timetable: <http://www.trenitalia.com/> ). The ticket costs 5.5€ and can be purchased at the station or on line. **From Varenna** a ferry boat goes to **Cadenabbia** (30-45 min depending on the time of departure). Check <http://www.navigazionelaghi.it/eng/> for the timetable. Follow Map 4 to reach Villa La collina from the ferryboat port.

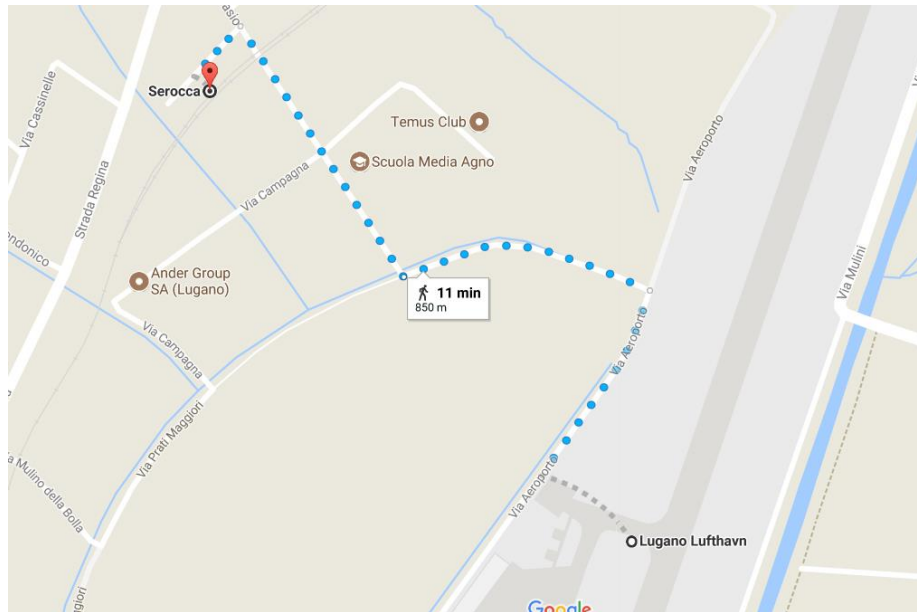


Map 4



From **LUGANO AIRPORT** (CH) (approximately 3h).

You can take the train at **Serocca station** (11 minutes by foot from the airport) or the shuttle bus to the Railway Station in **Lugano**. Check price and timetable here for the train <http://flpsa.ch/> and here for the shuttle: <http://www.lugano-airport.ch/en/facilities/taxi-shuttle> and <http://www.shuttle-bus.com/>.



From **Lugano Station** you can take the train to **Como San Giovanni**. Check ticket and timetable here: <https://www.sbb.ch/en/home.html>.

From **Como San Giovanni** to **Cadenabbia** follow the instructions reported for arrivals to Linate airport.

### **Taxi**

From Malpensa and Linate to Cadenabbia by taxi it takes around 1.30 hours (approximately 130€)  
From Orio al Serio it takes about 1h (approximately 90€) to Varenna where you have to take the boat to Cadenabbia.

### **Shuttle**

If there is a sufficient number of interested participants, we can try to organize a shuttle from the airports or from Milan Central Station (easily reachable from all the airports) to Villa La Collina. Inform Maria Pina Limongelli if you are interested.





## Accommodation

### **Villa La Collina \*\*\***

<http://www.kas.de/villalacollina/en/>

17 rooms have been reserved and will be available for reservation up to September 15.

The price of a room for the COST event is:

83€/night breakfast included for 1 persons

106€/night breakfast included for 2 persons.

To book send an email to: [cadenabbia@villalacollina.it](mailto:cadenabbia@villalacollina.it) using the subject **COST TU1402**.

Booking has to be confirmed through a bank transfer of one night rate to the account:

Banca Popolare di Lecco – Deutsche Bank

IBAN: IT 65 0 03104 51520 000000018821

Agency in Menaggio BIC: DEUTITM 1023

Piazza Garibaldi, 17

I – 22017 Menaggio (Como)

Cancellation free up to October 20. Later cancellations or no show will be charged one night room rate.

**Hotel Britannia Excelsior \*\*\*** (5 minutes walk from Villa La Collina).

<http://www.hotelbritanniacadenabbia.com/>.

**Please consider that in November most of the hotels in Cadenabbia are closed so early booking is warmly suggested.**



### 10<sup>th</sup> Workshop Networking Dinner

Hotel Ristorante La Darsena

<https://www.ladarsena.it>

Via Regina, 3, Tremezzo

Around 2km from Villa la Collina. 20-30 minutes walking.

You can take a bus to Tremezzo- Villa Carlotta.

Check <http://www.sptlinea.it/> for the timetable.

The ticket can be purchased at the shop 'Supermarket' in via Roma 6 in Cadenabbia.

